

RoHS

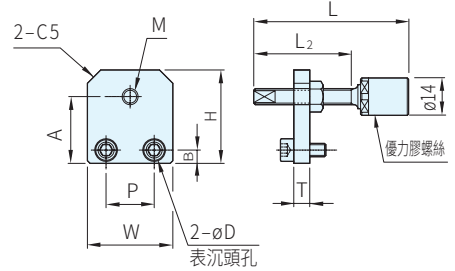
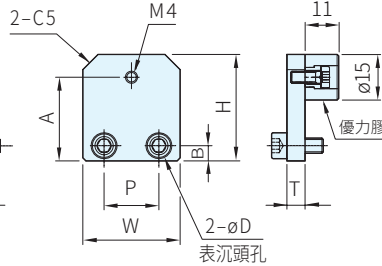
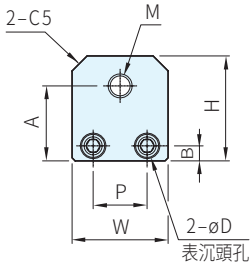


本體		螺絲		優力膠		
材質	處理	材質	處理	材質		硬度
WAT-LSX	WAT-LSX-U					
SS400	染黑	SCM435	染黑	WAT-SBU 15	WAT-SBUH 6 8	Shor A90
SUS304	-	SUSXM7	-			

WAT-LSX

WAT-LSXU

WAT-LSX-U



鐵		不銹鋼		線軌 尺寸	對應廠商產品			W	H	A	B	P	T	M (細牙)	D	附屬品 螺絲
品號	庫存	品號	庫存		IKO	NSK	THK									
WAT-LSX-01	△	WAT-LSX-01S	△	15	-	-	SRS15M	25	27	19.5	5	13	6	M6×P0.75	5.5	M5×12
WAT-LSX-02	△	WAT-LSX-02S	△		LWH15	LS15AL	HSR15A		35	27.5						
WAT-LSX-03	△	WAT-LSX-03S	△		-	LH15AN	-		40	32.5						
WAT-LSX-04	△	WAT-LSX-04S	△	20	-	-	SRS20M	32	32	23.0	7	18	6	M8×P1.0	6.6	M6×12
WAT-LSX-05	△	WAT-LSX-05S	△		LWH20	LS20AL · LH20AN	HSR20A		45	37.0						
WAT-LSX-06	△	WAT-LSX-06S	△		-	-	SRS25M		40	32.0						
WAT-LSX-07	△	WAT-LSX-07S	△	25	LWH25	LS25AL · LH25AL	HSR25A	38	50	42.0	9	22	6	M8×P1.0	9.0	M8×16
WAT-LSX-08	△	WAT-LSX-08S	△		LWH30	LS30AL · LH30AL	HSR30A		60	52.0						
WAT-LSX-09	△	WAT-LSX-09S	△	35	LWH35	LS35AL · LH35AL	HSR35A	45	65	57.0	25	25	6	M8×16		

鐵		不銹鋼		線軌 尺寸	對應廠商產品			W	H	A	B	P	T	M (細牙)	D	附屬品 螺絲
品號	庫存	品號	庫存		IKO	NSK	THK									
WAT-LSXU-01	△	WAT-LSXU-01S	△	15	-	-	SRS15M	25	27	19.5	5	13	6	M6×P0.75	5.5	M5×12
WAT-LSXU-02	△	WAT-LSXU-02S	△		LWH15	LS15AL	HSR15A		35	27.5						
WAT-LSXU-03	△	WAT-LSXU-03S	△		-	LH15AN	-		40	32.5						
WAT-LSXU-04	△	WAT-LSXU-04S	△	20	-	-	SRS20M	32	32	24.5	7	18	6	M8×P1.0	6.6	M6×12
WAT-LSXU-05	△	WAT-LSXU-05S	△		LWH20	LS20AL · LH20AN	HSR20A		45	37.5						
WAT-LSXU-06	△	WAT-LSXU-06S	△		-	-	SRS25M		40	32.5						
WAT-LSXU-07	△	WAT-LSXU-07S	△	25	LWH25	LS25AL · LH25AL	HSR25A	38	50	42.5	9	22	6	M8×P1.0	9.0	M8×16
WAT-LSXU-08	△	WAT-LSXU-08S	△		LWH30	LS30AL · LH30AL	HSR30A		60	52.5						
WAT-LSXU-09	△	WAT-LSXU-09S	△	35	LWH35	LS35AL · LH35AL	HSR35A	45	65	57.5	25	25	6	M8×16		

鐵		不銹鋼		線軌 尺寸	對應廠商產品			W	H	A	B	P	T	M (細牙)	D	附屬品 螺絲
品號	庫存	品號	庫存		IKO	NSK	THK									
WAT-LSX-01-U	△	WAT-LSX-01S-U	△	15	-	-	SRS15M	25	27	19.5	5	13	6	M6×P0.75	5.5	M5×12
WAT-LSX-02-U	△	WAT-LSX-02S-U	△		LWH15	LS15AL	HSR15A		35	27.5						
WAT-LSX-03-U	△	WAT-LSX-03S-U	△		-	LH15AN	-		40	32.5						
WAT-LSX-04-U	△	WAT-LSX-04S-U	△	20	-	-	SRS20M	32	32	23.0	7	18	6	M8×P1.0	6.6	M6×12
WAT-LSX-05-U	△	WAT-LSX-05S-U	△		LWH20	LS20AL · LH20AN	HSR20A		45	37.0						
WAT-LSX-06-U	△	WAT-LSX-06S-U	△		-	-	SRS25M		40	32.0						
WAT-LSX-07-U	△	WAT-LSX-07S-U	△	25	LWH25	LS25AL · LH25AL	HSR25A	38	50	42.0	9	22	6	M8×P1.0	9.0	M8×16
WAT-LSX-08-U	△	WAT-LSX-08S-U	△		LWH30	LS30AL · LH30AL	HSR30A		60	52.0						
WAT-LSX-09-U	△	WAT-LSX-09S-U	△	35	LWH35	LS35AL · LH35AL	HSR35A	45	65	57.0	25	25	6	M8×16		

Ps. 備註

- L, L₂尺寸請參考WAT-SBUH
- 使用在線軌的防脫落和位置定位
- 附優力膠型可消除衝擊音量

Wa. 注意

- 以上產品是本公司自訂規格；記載之對應廠商產品，請貴客戶自行確認

訂貨： 交期： 天

WAT-LSX-01